



Ag Rialáil Gairmithe Sláinte
agus Cúraim Shóisialaigh
Regulating Health +
Social Care Professionals

Guidance Notes

Applying for registration online for first-time Section 91 Podiatrist and Chiropodist applicants

Revised November 2022

Health and Social Care Professionals Council (CORU)

Contents

1. Read these guidelines carefully	3
2. Guidelines for Section 91 applicants	3
Sending us your documents	3
3. Stages you must follow to register	4
Applying for registration	4
4. Supporting documents needed	7
Completing your application for registration	9
You must do the following	9
Avoid doing the following	10
5. All applicants must include the following information	12
General information	12
Details of relevant memberships	13
Answers to all 'fit and proper' questions	14
Spent convictions	15
Information about relevant health conditions	15
Vetting with the National Vetting Bureau	15
Certificate of Criminal Clearance	18
Paying the fee	19
What happens next?	20
Closure of incomplete applications	20
6. Section 91 applicants	21
When can you apply?	24
Supporting documents	25
Proof of professional practice	27
Private practice	28
Supporting documents S91 applicants in private practice must provide	28
Common Errors with Private Practice Documents	31
Glossary	33
Useful contacts	36

1. Read these guidelines carefully

Please read these guidance notes carefully before completing the online application process. Take your time reading and know that it may take you longer than you think to get some information we need. This will all depend on your circumstances but if there is anything you do not understand, please contact us at:

- ▶ registration@coru.ie
- ▶ phone 01 293 3160.

Please complete the online application before you apply for eVetting (explained on pages 16 to 18). You will need to send us supporting documents within 30 days of your online application.

2. Guidelines for Section 91 Podiatrist applicants

As a Section 91 applicant, you can apply to register with CORU under the Health and Social Care Professionals Act 2005 (as amended).

A Section 91 (S91) applicant is a person who during the 5-years (31 March 2016 to 31 March 2021) before the opening of the register, has been practising their profession in the Republic of Ireland for at least 2 years.

Sending us your documents

Download the relevant forms and the application cover page. The cover page will have your unique application reference number. We tell you about relevant documents on page 26.

Formatting/sending documentation

Send all documentation via email to registration@coru.ie, including the passport-sized photographs. Scan these as PDFs. If the files are large, send across several emails to ensure delivery.

Important Note: Apply online first, then forward your documentation.

3. Stages you must follow to register

Applying for registration

Below you can see the web page where you apply to register with CORU. To apply you need to complete three stages. To save time and delays, please read about these stages carefully. We describe these on the next page. To visit the webpage below please click the following link:

- ▶ [Apply for Registration \(https://system.coru.ie/index.php/interfaces/Registration\)](https://system.coru.ie/index.php/interfaces/Registration)

The screenshot shows the CORU website's registration application process page. The header includes the CORU logo, the text 'Ag Rialaithe Gairmíthe Sóisialta agus Cuidem Shóisialaigh', 'Regulating Health and Social Care Professionals', and contact information: 'info@coru.ie', '01 293 3160', and social media icons for LinkedIn, Twitter, and a search icon. The breadcrumb trail reads 'Home > Apply for Registration'. A left-hand navigation menu contains three items: 'Search The Register', 'Apply for Registration' (which is highlighted), and 'Renew your Registration'. The main heading is 'Apply for Registration'. Below this is a 'Welcome to CORU's registration application process.' section, followed by an overview paragraph and a list of two applicant categories. Further down are sections for 'What are the deadlines I need to know?' and 'What are the main stages of registration?'. The page ends with a note: 'We can only process completed applications.'

Home > Apply for Registration

Search The Register
Apply for Registration
Renew your Registration

Apply for Registration

Welcome to CORU's registration application process.

This page gives you an overview of the main stages in using our online system to apply for registration with CORU. However, to understand exactly what we need, you **must** read the [Guidance Notes](#) - Applying for registration online for first-time applicants. These notes are essential reading if you are either:

- a person starting to practise your profession in the Republic of Ireland (Section 38 (S38) applicants) **or**
- a person who during the 5-years before the opening of the register have been practising their profession in the Republic for at least two years (Section 91 (S91) applicants).

If you are not one of the above people and you are interested in registering, you may need to go through our Recognition of International Qualifications process. You can contact our Recognition Department at recognition@coru.ie.

Reading the relevant parts of the guidance document will take you about an hour and this will save you far more time in the end.

What are the deadlines I need to know?

You have 30 days to submit the documents we need from the time you complete your online application. We advise you to read the [Guidance Notes](#) **before** you start your online application and to gather the documents you need for registration. It may take you longer than you think to get some information we need. It will all depend on your particular circumstances but you can contact us by phone 01-293 3160 or email registration@coru.ie if you have any questions.

What are the main stages of registration?

Once you have read the Guidance Notes **and** gathered the documents you need, you can proceed to submit your online application for registration. There are 3 stages in registration:

We can only process completed applications.

Stage 1: create user account

Create and complete a user account online (if you don't already have one) and then fill in your details. These will include:

- ▶ personal details
- ▶ qualifications
- ▶ career history (if relevant)
- ▶ regulatory or professional membership (if relevant)
- ▶ fit and proper questions (see page 14)
- ▶ payment of the correct fee (find fees online).

When you finish the online process, you can view, print and save a PDF report of the details.

Stage 2: print out and fill in forms

You will need to print and fill out the **additional forms** at the end of the online process. These include:

an application cover page (S91)

- ▶ <https://coru.ie/files-registration/cover-page-applicants-for-registration-s91.pdf>

eVetting invitation form

- ▶ <https://coru.ie/files-registration/coru-evetting-invitation-form.pdf>

statutory declaration about your registration

- ▶ <https://coru.ie/files-registration/coru-statutory-declaration.pdf> (see glossary)

proof of professional practice form (if applicable).

- ▶ <https://coru.ie/files-registration/proof-of-professional-employment-form.pdf>

Stage 3: email additional forms and certified copies of other documents

Certified copies

You **must email** the additional forms and certified copies of any necessary supporting documents to CORU. Certified copies are copies of original documents that have been formally checked and stamped by a certifier like:

- ▶ a practising solicitor
- ▶ a Commissioner for Oaths
- ▶ a Peace Commissioner
- ▶ a Notary Public, or
- ▶ a member of an Garda Síochána (**note:** except for Statutory Declarations).

You need to **email** these to us.

We list the supporting documents we need on pages 7 and 8. We do not accept or return originals sent to us by regular post. Therefore, please send us **copies** of all documents and certify the ones requested. You may have to **pay** to get copies certified.

Please note

We cannot process your application until you send us all your forms and certified supporting documents. We need to get all documents we ask for 30 days after you complete the three stages of the process.

4. Supporting documents needed

Proof of identity

To prove your identity, you must email us a certified copy of **one** of the following documents:

- ▶ Passport
- ▶ both sides of a current passport card
- ▶ driving licence, or
- ▶ Public Services Card.

If emailing a copy of your passport

You must provide a **certified** copy of the photo page of your passport.

If emailing a copy of your driving licence

You must provide a **certified** copy of the photo side of the new Irish Driving Licence Card. For security reasons we cannot accept certified copies of driving licences issued before January 2013.

If emailing a copy of your Public Services Card

You must provide a **certified** copy of your Public Services Card as issued by The Department of Social Protection (copy **front and back** of the card).

Reminder

If you have changed your name, you must provide a certified copy of evidence of change of name. Please refer to the previous page for more information.

Photographic identification

You must provide **two** passport-size photographs. Please email in your passport photos as attachments in JPG or PNG formats. The photographs must:

- ▶ be identical
- ▶ be no more than six months' old
- ▶ be at least 35mm x 45mm in size and no more than 38mm x 50mm
- ▶ show a close up of your face and the top of your shoulders.

Statutory Declaration

The Statutory Declaration document must be certified (see page 5) before you sending it to us. You must print and complete this form at the end of the online process.

Please note

A Statutory Declaration cannot be certified by a member of an Garda Síochána.

Stick to the deadline

Make sure that your statutory declaration is dated **within six months** of the date of your application.

Translation of documents

You must submit certified copies of all documents in English or Irish. If the documents are in other languages, you must submit **certified copies** of an English language translation. This must have been issued and officially stamped by an official translator.

You **must include** the name and address of the translator so that we can verify the translation. (Contact your Embassy or Consulate for names and contact details of official translators for your language.)

Completing your application for registration

You must do the following

✓ Fully complete online application

You must complete the online application process and answer all questions fully. Print, review and sign the application cover page which will be available at the end of the online process. This page includes a checklist for you.

✓ Send us everything we need

Check the sections later on to see which documents apply to you as an S91 applicant. You must email us **all** the completed forms and certified copies we need. Please make sure you have signed all the declarations.

✓ Complete application in a certain order

1. Complete the online application process.
2. Pay the application fee of €100.
3. Email us copies of supporting documents we ask for.
4. Apply for eVetting online.

✓ Pay the application fee

We will not process your application without the fee (see above). Please note that your application fee is separate from the annual renewal fee.

✓ Keep us informed

Tell us immediately about any matter likely to affect your registration application and your ability to perform your professional duties.

✓ Keep copies

Keep a copy of all the material you send for your own records. You will also be able to download, print or save a PDF report of the details you submit online.

Avoid doing the following

✘ Do not send original documents

Do not send original documents unless we ask for them as we cannot return them. Instead, please send certified copies of documents (see page 5 to learn how to certify documents).

✘ Do not lie


Do not claim you are registered with a Registration Board if you are not.

✘ Do not assume your registration will be successful




We will not accept liability for any loss or expense that you experience if your application is not approved.

Please note

- ▶ We will not accept liability (responsibility) for documents that we return to you.
- ▶ We will check all your information and documents.
- ▶ We have the right to ask you to confirm or check anything in your application.
- ▶ The Registration Board may verify, or ask you to verify, any information as part of your application.
- ▶ We aim to acknowledge receipt of your cover sheet and supporting documents within seven days.
- ▶ If you have not heard from us within seven days, please contact us.
- ▶ The Board may ask you to supply more information.
- ▶ Please fill out your personal details on the online system (see sample below).



Ag Rialailí Gairmithe Sláinte
 agus Curaimh Shóisialaigh
 Regulating Health +
 Social Care Professionals

info@coru.ie 01 293 3160   

Home > Personal Details

Logout

Download documents

Guidance Notes

Personal Details

All fields in the application form marked with an asterisk * are mandatory. Please use Proper Case when completing this form.


Page 1 of 9

10%

Title *

First Name(s) *

Last Name(s) *

Previous Name 

5. All applicants must include the following information

General information

Previous name(s)

If you have legally changed your name, (for example, following marriage), you must give us your previous name and a **certified** copy of the relevant document (like a marriage certificate).

If you change your name in the future, you must complete the change of name request form and email it to us:

- ▶ <https://coru.ie/files-registration/change-of-name-form.pdf>

Professional name

This is the name you normally use and you are normally known as in work. This is the name that will appear on your Certificate of Registration and on the Register.

PPS Number

This stands for Personal Public Service Number. Your PPS Number is your unique reference number for all transactions with government departments and other public bodies like the:

- ▶ Revenue Commissioners
- ▶ Health Services Executive (HSE)
- ▶ Department of Social Protection.

If you do not have a PPS Number or cannot find it, contact your local social welfare office. The PPS Number used to be called the (P)RSI Number. By law, we have the right to ask you for this number. Please note it may take a number of weeks to receive your PPS Number.

Home address

We need your main home address so that we can write to you. We will not publish your home address on the Register where the public can see it.

We will **only** correspond with you, not with an agency. If you give an agency address, we will return your application.

Change of home address

If you change your home address during the application process or at any future point, you must write and tell us. By law, you must inform us of this type of change.

Personal email address

We strongly recommend that you give us a personal email address. We email correspondence about your application and any later communications including renewal notifications.

You will use this email address to access the online renewal system and if you need to update your personal or employment details.

Work contact details

The work address you give us should be for your main place of work. Our Register will show the county or postal code where you practice. The public **will** be able to see this.

Change of work address

If you change your work address during the application process or at any future point, you **must** write and tell us. By law, you must inform us of this type of change.

Details of relevant memberships

You must fill out the details of your memberships of your regulatory or professional body, or both, on the online system.

Regulatory body membership

We have the right to contact the regulator to verify the information you have given us.

We may also look for 'Certificates of Good Professional Standing' on your behalf from regulators with whom you have been registered.

The Certificate of Good Standing will show at the time of issue:

- ▶ your current registration status with the regulator
- ▶ your registration history (like the date when you first registered with them)
- ▶ whether you have been the subject of any restrictions (like having conditions imposed on your practice or having your registration suspended or revoked).

Professional body membership

Please give details of all professional bodies of which you are a member. The Registration Board may contact the professional body to confirm your membership and good standing.

Answers to all 'fit and proper' questions

You must answer all 15 fit-and-proper questions on the online system.

Fit and proper for the profession

By law, before we can enter your name on the Register for your profession, you must satisfy the Registration Board that you are a fit and proper person to engage in the practice of the profession.

This includes showing that you are of good character and of good physical and mental health.

Tell us about (disclose) material matters

In the Statutory Declaration document, you must make a number of disclosures about your qualification, registration and practice. These will include:

- ▶ any 'material matter' that has occurred that requires you to make a disclosure.

This means you must tell us information about any situations listed below that happened:

- ▶ in this State, or
- ▶ outside it.

A 'material matter' means any regulatory proceedings within the State or another jurisdiction that have resulted in¹:

- ▶ the imposition of conditions, suspension, cancellation of registration, or
- ▶ the refusal to grant registration, or
- ▶ a) conviction triable on indictment (other than a spent conviction – see note below)

or

- ▶ b) conviction outside the State for an offence consisting of acts or omissions that, if done or made in the State, would constitute an offence triable on indictment in Ireland or another jurisdiction.²

If you are unsure whether or not you have been convicted of an offence which is triable on indictment in Ireland (or would be if the offence had been committed here), you should take legal advice. **If you do not disclose (tell us about) a conviction which you should have disclosed, you may be prosecuted.**

1 Source of this definition: Section 3 of the Health and Social Care Professionals Act 2005 (as amended).

2 If you are unsure whether you have been convicted of an offence which is triable on indictment in Ireland (or would be if the offence had been committed here), you should take legal advice.

Spent convictions

You do **not** have to disclose convictions which are spent convictions. Spent convictions are complex, and we **strongly advise** you to get legal advice in relation to spent convictions. The meaning of spent convictions is set out in **Section 5 of the Criminal Justice (Spent Convictions) Act 2016**.

Please note

As detailed in Section 45 of the Health and Social Care Professionals Act 2005 (as amended) (the “**Act**”), you must notify the Registration Board “as soon as practicable” of any relevant issues that may impact your registration. If you make a false declaration, it is an offence under the Act and may result in a complaint being made against you.

You must provide additional information where required in the Fit-and-Proper section of your application.

Information about relevant health conditions

You must disclose (tell us) whether or not you have a relevant medical disability.

If you have (or have had in the past) a physical or mental health condition that may affect your ability to practice the profession for which you seek registration, you must give full details.

If you answer ‘yes’ to any of the questions, it does not necessarily mean you are ineligible to register. It is an opportunity for you to show how you manage your health issues, and how this enables you to provide safe service to service users.

However, if you fail to give us relevant and accurate information, it **will** affect your application for registration.

If you have declared a health condition, we advise you to give us a letter from your treating medical professional for the attention of the board.

Vetting with the National Vetting Bureau

All applicants must complete the eVetting process with the National Vetting Bureau (“**NVB**”). It is a requirement of registration. Follow the seven steps to do this on the next two pages.

Our disclosure policy means that the person in CORU who has Garda authorisation may disclose certain details to the Registration Board. These include details of convictions, or prosecutions, or both, successful or not, pending or completed, in the State or elsewhere.

See table on the next two pages which show you the key stages in the eVetting process.

Key steps in the eVetting process for applicants

1. Download eVetting Invitation Form (NVB1) from the CORU website.

You can do this at the end of the online process directly from our website.

2. Complete eVetting Invitation Form.

You may complete the eVetting Invitation Form:

electronically in Acrobat Reader on a computer, or
by hand.

You must sign it by hand and date it (using a ball point pen). You can send an electronic copy of the scanned form, including the signature and date, as an email attachment.

3. Attach proof of identity and current address to completed form.

You must provide a copy of:

your photo ID, and
a document which confirms your current address.

Attach these to your completed eVetting Invitation Form. You may also need to provide your certificate of marriage/change of name.

Acceptable forms of ID

Photo page of your driving licence (issued from 2013 onwards).
Photo page of your current passport.
Photocopy of both sides of passport card.
Photocopy of Public Services Card (both sides) or National Identity/Age Card.

Acceptable forms for proof of current address

Recent utility bill (gas, phone, broadband or electricity) not more than 6 months' old.
Statement of results or correspondence from your college, university or SUSI (<https://susie.ie/>)
Bank, building society, credit card or credit union statement.
Document from a state agency showing your current address (P60, P45).

Key steps in the eVetting process for applicants

4. Email the completed eVetting Invitation Form and attachments to CORU.

5. Within a week, you will receive an email inviting you to apply for eVetting online.

When we receive your eVetting Invitation Form, we will verify your application. If all is in order, we will enter your details on the National Vetting Bureau eVetting system. The eVetting system will then send you a link to the eVetting application form. This link is valid for 30 days.

6. Follow the link in the email to complete the eVetting Application Form (NVB2) online.

When you access the online Vetting Application Form, you can enter your details and the addresses at which you have lived since birth.

7. We will email you to let you know when we have received the outcome of the eVetting.

When you complete the eVetting application form online, we will then review it. We will submit it to the National Vetting Bureau to be processed. When the vetting result is returned to us, you will be automatically emailed with the result when the outcome is downloaded by our Liaison Person (a CORU staff member).

We have a right to raise queries about anything that you may have not disclosed and about anything else arising as a result of vetting.

Certificate of Criminal Clearance

If you have lived abroad for one year and one day, or longer, after the age of 18 (working or not), you must provide **a certified copy** (explained on page 5) of a Certificate of Criminal Clearance (also known as Police Clearance). You must give us one **for each country** where you have lived for one year and one day, or longer, with your application.

The Certificate of Criminal Clearance provided from that country can be no older than three months' old on the date of application. So, make sure that the Certificate of Criminal Clearance was issued within the three months of your online application for CORU registration, for example if you apply on 30 April 2022, your certificate of criminal clearance should be issued no later than 30 January 2022.

If you got police clearance for a country some time ago and have not returned to live in that country, you may submit a certified copy of that document.

If you don't already have a Certificate of Criminal Clearance, please contact the embassy or consulate for the relevant country for details on how to get one.

If you are unable to secure a Certificate of Criminal Clearance for a particular country, please contact us.

For more information, please visit our website:

- ▶ <https://coru.ie/health-and-social-care-professionals/registration/registration-requirements/garda-vetting-and-police-clearance/police-clearance/>

Statutory Declaration

A statutory declaration is a declaration of:

- ▶ knowledge
- ▶ circumstance
- ▶ fact.

You get this certified by going to:

- ▶ a solicitor with a practising certificate
- ▶ a Commissioner for Oaths
- ▶ a Peace Commissioner, or
- ▶ a Notary Public

Your statutory declaration must be dated within six months of the date of your application. If the certifier does not have an official seal or stamp, then they must provide their full name and address in block capitals. You can download and complete the statutory declaration on page 5 of this document.

Please note

We will only process your application if **you have signed** this declaration in the presence of a:

- ▶ solicitor
- ▶ Commissioner for Oaths
- ▶ Peace Commissioner, or
- ▶ Notary Public

You should make sure that you fully understand the declaration before signing it.

It is illegal to try and get your name entered on the Register by fraud. If you do this, you may be prosecuted.

You must print and complete this statutory declaration form at the end of the online process and email it to us (**reminder**: you must physically sign the statutory declaration and send us a scanned copy).

- ▶ <https://coru.ie/files-registration/coru-statutory-declaration.pdf>

Code of Professional Conduct and Ethics

Each Registration Board has a Code of Professional Conduct and Ethics which applies to the profession. For details, please go to the website.

- ▶ www.coru.ie

You must adhere to the Code for your profession.

This means all applicants must declare that they have read, understood and will comply with the Code of Professional Conduct and Ethics for their profession. This is part of the statutory declaration which all applicants must submit.

Paying the fee

Registration application fee and fee to stay registered

The application fee is €100.

In later years the annual renewal fee (currently €100) will be due on the annual renewal date for your profession.

If you are added to the register before the annual renewal fee is due, you will have to pay the annual renewal fee.

The annual renewal dates for each profession and register can be found on our website:

- ▶ <http://www.coru.ie/>

For more information on the renewals process, please visit our Frequently Asked Questions section on our website:

- ▶ <https://coru.ie/health-and-social-care-professionals/registration/registration-faqs/registration-renewals-faqs/>

Your application is not complete, we will not process it until we receive the required forms and supporting documents by email.

What happens next?

Once we receive your cover sheet, forms and supporting documents by email, we will check to see if you have included all the documents we need. If any documents are missing, you must provide it within 30 days of applying online.

We will check your application to make sure it is valid. If your eVetting Invitation Form is completed correctly we will enter it into the National Vetting Bureau (NVB) system. We may contact you to clarify information in your application.

When we have all the documents and the verification process has been completed, including vetting, we will bring your application to the Registration Board for decision.

The Registration Board may look for more information from you before deciding on your application. In addition, the Registration Board may look for information about you from other bodies. This includes equivalent bodies to CORU in the Republic of Ireland or other jurisdictions.

If the Registration Board is satisfied that you have met the criteria, it will grant you registration. Your name will be entered on to the register for your profession and you will be issued a Certificate of Registration.

Closure of incomplete applications

If you do not provide the documents within an appropriate timeframe, your application will be deemed withdrawn and shall be closed. If you wish to apply for registration after your application has been closed, you will need to make a new application and pay a new application fee.

6. Section 91 applicants

S91 applicants: who can apply?

You can apply to register as an S91 applicant if during the 5-years before the register opened you had been practising your profession in the Republic of Ireland for at least 2 years. More information about the different criteria follows below.

You must also fit the criteria in **one** of the following from A to E.

A) Qualifications

Currently accepted Irish qualifications (as per Health Service Executive (“HSE”) list):

- BSc. (Hons) Podiatry, National University of Ireland, Galway
- BSc. (Hons) Podiatric Medicine, National University of Ireland, Galway

These are qualifications listed in [Schedule 3 of the Health and Social Care Professionals Act 2005 \(as amended\)](#) for existing practitioners under Section 91. If you have one of the qualifications below you can apply to register with CORU during the 2-year (transitional) period after a Register opens. If you hold a Schedule 3 qualification you do not need to provide details of any other qualification with your application.

For these, we expect to see a certified copy of the parchment plus the transcript if the certificate is in Latin. The transcript must refer to the full course title, i.e. BSc. (Hons) Podiatry or BSc. (Hons) Podiatric Medicine. We cannot accept transcripts without the certificate.

B) HSE Approved List

Alternatively, if you are on the HSE approved list for Chiropodists/Podiatrists, and you have proof of this (i.e. a Department of Health / HSE letter), please include this with your supporting documents.

When applying online, select the *Letter of Recognition* option within the Qualifications section. Please note that when we come to verify your application, we will ask you to contact the HSE / Department of Health directly to confirm this information; the response from the HSE / Department of Health must then be forwarded to CORU.

- ▶ The Health and Social Care Professions contact email:
hscp.nationaloffice@hse.ie
- ▶ Department of Health contact email:
validation_unit@health.gov.ie

S91 applicants: who can apply?

C) Letter of recognition or accreditation

Have a letter of recognition or accreditation from the designated competent authority in the Republic of Ireland.

This is a qualification gained outside of the Republic of Ireland. It must have been recognised by:

- ▶ the Registration Board in CORU for your profession, or
- ▶ other designated Competent Authority in the Republic of Ireland under Council Directive 2005/36/EC.

You must enter the name of the Competent Authority and the date of the letter of recognition. If you hold a letter of recognition for an international qualification, you do not need to provide details of any other qualification with your application.

If you hold an international qualification in the profession and you do not have a letter of recognition, please contact:

recognition@coru.ie

D) Other Qualifications

If you do not hold the above, you may still apply via the following:

▶ **Diploma in Chiropody**

Diploma in Chiropody is equivalent a Diploma in Podiatry, which is deemed to be equivalent to the ordinary degree in Podiatry, as outlined in the QQI fan of legacy qualifications.

▶ **HCPC Qualification Pathway**

Qualifications that are/were acceptable qualifications for statutory registration by the Health and Care Professionals Council (“**HCPC**”) in the UK.

Individuals who were accepted for statutory regulation in the UK, following an assessment to get onto the HCPC register following a successful completion of an assessment.

S91 applicants: who can apply?

E) Are already working in your profession (Assessment of Professional Competence Pathway)

Have been working in your profession without holding any of the above qualifications.

The Podiatrists Registration Board is to devise an Assessment of Professional Competence for those who are eligible to apply for the register, but do not have accepted qualifications.

When applying online, please select the Other Qualification field within the Qualifications section, and enter your qualification details. When submitting your supporting documentation, please include a certified copy of your qualification certificate (parchment), along with a copy of your transcript if the certificate is in Latin without the full degree title.

When can you apply?

You can only make an S91 application during the 2-year transitional period (referred to as the grandparenting period) for your profession. The transitional period for podiatrists and chiropodists closes on **31 March 2023**.

Supporting documents

Read the following table carefully and more details after it (include your details if you are a private practitioner). Email us the relevant documents within 30 days of completing the online process.

Supporting documents S91 applicants must include	
Application cover page.	
<p>Certified copy of proof of identity Current passport (photo page) or Both sides of current Passport Card or New Irish Driving Licence (issued since 2013) or Public Services Card (as issued by the Department of Social Protection – copy front and back of the card).</p> <p>Read more details about proof of identity on page 7.</p>	
Certified copy of evidence of any change of name if applicable.	
<p>Certified copy of qualification certificate(s) if applicable Please note that where your qualification title is in Latin or the full title is not stated in your certificate, you must also send us a certified copy of an academic transcript.</p>	
<p>Completed and signed eVetting Invitation Form (NVB1) You must also send us the subsequent online eVetting application.</p>	
<p>Certified copy of certificate(s) of Criminal Clearance You must give us one for each country outside of Ireland where you lived for one year and one day or longer from the age of 18 years.</p>	
<p>Scans of 2 passport size photographs Read more details about passport size photographs on page 7.</p>	
<p>Stamped and signed proof of professional practice form This must be stamped by your line manager or HR department.</p>	
Additional information in support of your application if applicable.	If relevant
Statutory declaration signed under oath.	

Please note: you must include 'certified copies' of documents

You must get the documents you submit certified (checked and stamped) by:

- ▶ a solicitor with a practising certificate
- ▶ a Commissioner for Oaths
- ▶ a Peace Commissioner
- ▶ a Notary Public, or
- ▶ an Garda Síochána (member of the Irish police) (**note:** except for Statutory Decelerations)

This will show that the documents you submit are true copies of the originals.

This means that you will have to show the **original** documents to one of the above. They must include their stamp on the copies to show they have been certified. If the certifier does not have an official seal or stamp, then they must provide a signature and full name and address in block capitals.

You may be submitting a qualification certificate, or academic transcript, or both. If so, the registrar (or someone authorised by the registrar) of the university or educational institution that granted the qualification may certify the document as a true copy of the original.

Proof of professional practice

Under Section 91 you must demonstrate proof of professional practice as a Podiatrist/Chiroprapist:

- ▶ for at least two years between 31 March 2016 and 31 March 2021; and
- ▶ within the Republic of Ireland.

As an Employee:

If employed by the HSE or privately, your employer must complete a Proof of Professional Employment Form (“**POPE**”).

- ▶ <https://coru.ie/files-registration/proof-of-professional-employment-form.pdf>

The form must be completed in full:

- ▶ Full professional name
- ▶ Official Title
- ▶ Dates of employment
- ▶ Hours worked
- ▶ Job Description
- ▶ Employer’s name and contact details
- ▶ Employer signature
- ▶ Date and organisational stamp

If there is no stamp available, the employer must explain why in the relevant space. We can accept multiple POPEs if needed to make up the two years’ practice.

A note regarding titles

Engagement in the practice of the profession may also include those in management, education and research directly related to the profession as set out in the Registration Board’s policy.

The purpose of the proof-of-professional-practice form is to verify that you were working in the profession during the relevant period. You must print this form at the end of the online process.

You should get this completed, signed and stamped by the relevant organisation and get it back from them before you submit it by email to CORU. We may contact your current or previous employers to confirm some or all of the information provided

Private practice

As a Private Practitioner

The list of documentation required is outlined on pages **28 - 30** of this document.

A note regarding data privacy for Proof of Private Practice

Section 91 applicants must provide proof of provision of client services during the relevant timeframe. Applicants must seek permission from the client to share this information with CORU as the applicant is the data controller in this instance and is responsible for ensuring that all requirements under Data Protection legislation are met. Applicants are agreeing to abide by a Code of Conduct and Ethics and must act in good faith.

Supporting documents S91 applicants in private practice must provide

Private practitioners must **also** provide the following documents to satisfy the Registration Board about their private practice in the Republic of Ireland during the relevant period.

1) A self-declaration

Self-declaration must be:

- ▶ On headed paper
- ▶ Signed and dated
- ▶ State business start date, business address, and range of services provided.

If your business has changed its name and/or address, you may be asked to provide clarification; ideally this should be included in the self-declaration but can be provided separately via email.

And 2) Proof of current professional indemnity insurance

- ▶ Provide the summary document for the policy
- ▶ Insurance must be personal indemnity insurance, not group insurance, not building insurance. It must be personal insurance for the practitioner.
- ▶ Must be dated within the required S91 practice period.

Supporting documents S91 applicants in private practice must provide

And 3) Proof of the provision of services to clients or service users

We cannot accept invoices that are for purchasing supplies or building rental. The invoices/letters/receipts/contract must be:

- ▶ for Podiatrist services in the Republic of Ireland
- ▶ clearly state Podiatry/Chiropody services or treatments, or refer to the title of Podiatrist/Chiropodist
- ▶ dated within the required S91 practice period
- ▶ showing the applicant's name

And 4) Two items of proof from items A to F below (related to the relevant period)

Please note

Two documents under one item below **is not** enough.

A. Copy of trading accounts must

- ▶ show business name and address, and preferably the applicant's name
- ▶ be dated within the required S91 practice period
- ▶ be issued by an accountant (a Revenue receipt/form 11 is not sufficient)

B. Proof of operational business address must

- ▶ show applicant's name and business address
- ▶ be dated within the required S91 practice period

This document can be

- ▶ a CRO certificate or
- ▶ Utility bill (Broadband/phone, electricity, gas, council rates bill)
- ▶ Bank statement for a business bank account.

If an applicant is working from home and does not have a separate business bank account or utility bills, they must choose another item from the list.

C. Proof of membership of a professional body relevant to the profession

- ▶ must be dated within the required S91 practice period
- ▶ must show applicant's full name
- ▶ can be a certificate, letter or proof of payment of renewal or registration (i.e. email receipt)

We usually expect to see the SCPI or the Irish Chiropodists/Podiatrists

Supporting documents S91 applicants in private practice must provide

Organisation (“**ICPO**”). The Board has also accepted evidence of registration with the HCPC.

D. Evidence of continuous professional development relevant to the profession in the past 5 years

- ▶ These must be dated within the required S91 practice period
- ▶ Must show the applicant's name
- ▶ Manual handling and occupational first aid programmes are not acceptable.

E. Promotional materials for private practice

- ▶ These must clearly refer to the applicant and/or business name
- ▶ be legible and professional.

This can include the following:

- ▶ leaflets
- ▶ websites (own business website, not a general surgery/pharmacy website)
- ▶ advertisements
- ▶ promotional features in magazines, dated within the required S91 practice period.

F. Publications by the applicant

These may be peer-reviewed or otherwise and must be relevant to the profession. The Board will always consider these on a case-by-case basis.

Please note

CORU may check the documentation provided.

A Registration Board may decide to ask for more information or documents from the applicant, so it is satisfied that you have met the professional practice requirements.

Common Errors with Private Practice Documents

- ▶ Supporting documentation is not dated within the relevant period for S91 applicants (31 March 2016 to 31 March 2021).
- ▶ Business name differs on various documents with no explanation (e.g. CRO registered name vs website branding vs trading name).
- ▶ Self-declaration is not dated. Self-declaration is not signed by hand.
- ▶ Self-declaration does not specify the Podiatry treatments/services an applicant provides (e.g. treatment for corns, calluses, verrucae etc.).
- ▶ Self-declaration does not provide the start date of the applicant's private practice.
- ▶ Self-declaration uses home address rather than business address, or if working from home, does not explain this sufficiently causing the need for CORU to follow up.
- ▶ Insurance document does not specify 'Professional Indemnity Insurance' or relevant personal insurance policy.
- ▶ Insurance document does not specify Podiatry/Chiropody.
- ▶ Insurance document does not feature the applicant's name.
- ▶ Proof of the provision of services documents do not specify Chiropody/Podiatry services (or similar).
- ▶ Proof of provision of services documents are unsuitable, i.e. invoices for supplies, products, rental, web hosting etc. They must be proof of Podiatry services provided to clients/service users.
- ▶ Proof of provision of services are not dated within the aforementioned relevant period.
- ▶ Bank statements/utility bills submitted as proof of operational business address are not for business accounts.
- ▶ Utility bills submitted as proof of operational business address are not recurring utility bills (i.e. they should be for gas, broadband, electricity, council rates).
- ▶ Continuous Professional Development documents (e.g. certificates) are not sufficiently relevant to the profession of Podiatry.
- ▶ Continuous Professional Development documents are often out of date (i.e. they do not demonstrate that the applicant has undertaken a recent CPD course).
- ▶ Continuous Professional Development documents do not state the applicant's name, or the date of completion.

Important note for S91 (transition or grandparenting) applicants

Before we accept that you have submitted an application under transitional or grandparenting arrangements (section 91), you must have:

- ▶ paid the application fee
- ▶ completed and submitted the online application form.

You must have done this on or before the stated deadline for your profession.

Partly completed S91 applications that have been started on the online application system (but have not been submitted) will be removed from the system immediately after the application deadline has passed. This means they cannot be submitted to CORU after the transitional period has closed.

Glossary

Approved qualifications rules (bye-law)

Legislation governing the approved qualifications needed to register for a specific profession. Each profession has their own relevant by-laws.

Board

This refers to the registration board for the relevant profession.

Certifier

The person who has verified the credibility of your documentation. Please refer to the list of approved ways to get certification that are detailed in this document on page 5.

Commissioner for Oaths

A Commissioner for Oaths is someone who is authorised to verify:

- ▶ affidavits (sworn written statements that carry factual information and details)
- ▶ statutory declarations (defined below)
- ▶ other legal documents.

eVetting Invitation Form

The form that will be sent to you during the registration process. Once completed, we will send the form to the National Vetting Bureau to check for a criminal record.

Disclose all names, surnames, nicknames, former married names, names at birth, Irish and anglicised versions of names.

Disclose all addresses at which you have resided, including temporary/rental addresses and international addresses. Include full postcodes for Northern Irish addresses.

Fit and Proper Survey

If an applicant answers Yes to any question in the F&P survey, or answers No and provides further information, the Registration Department may ask for some more information to bring to the Board in order that they may make an informed decision. This may be a medical note for Question 1, for example.

Refer to the Fit and Proper FAQs on our website, if required:

- ▶ <https://www.coru.ie/health-and-social-care-professionals/registration/registration-faqs/fit-and-proper-faqs/frequently-asked-questions-fit-and-proper.html>

Garda vetting

Garda vetting is a criminal background check completed by the National Vetting Bureau in the Republic of Ireland. A vetting application is submitted to them during the registration process. They will check to see if an applicant has a criminal record.

Peace Commissioner

A Peace Commissioner is an honorary appointment made by the Minister for Justice under Section 88 of the Courts of Justice Act 1924:

- ▶ <http://www.irishstatutebook.ie/eli/1924/act/10/section/88/enacted/en/html#sec88>

They are primarily responsible for:

- ▶ taking statutory declarations
- ▶ witnessing signatures on documents required by various authorities
- ▶ signing certificates and orders under various Acts.

Certificate of Criminal Clearance (also known as Police Clearance)

A document issued by An Garda Síochána (the Irish police force) or a police force outside of Ireland that includes background information in relation to you. The certificate will include information like your:

- ▶ name
- ▶ address
- ▶ date of birth
- ▶ any criminal record.

Where an applicant has been residing outside of Ireland for more than one year and one day consecutively over the age of 18, they must provide a certified copy of criminal clearance for that country. If they are unable to obtain this document, they must provide clear evidence of their attempts (correspondence with the authorities, for example), and request a Sworn Declaration template from us for completion.

Where a police clearance certificate is in another language, it must be accompanied by an official translation. The original language certificate must be certified as a true copy of the original and provided too.

Recognition

Professional qualifications awarded outside the State are assessed through a process of 'recognition'. This involves comparing qualifications with accredited Irish qualifications.

Registration

The process of adding a person's name to the register. This allows them to use one of the designated professional titles.

Regulation

If an applicant has been registered with a regulator, whether as a Podiatrist outside of Ireland or within Ireland for another profession*, we require evidence of good standing. If an applicant appears on a public register, we can refer to this, otherwise, a letter of professional standing is required from the regulator.

If an applicant cannot obtain a letter, they must provide an explanation and evidence of their attempts.

Note: Regulated professions in Ireland include Doctors, Nurses, Pharmacists, Teachers, Dentists.

Return to practice

If you have not been working in the profession for a period of time, going back to work in the profession is called 'return to practice'. This term is used during the registration process. The details will be specified to the applicant.

Statutory declaration

A statutory declaration is a written statement that a person swears, affirms or declares is true. This is done in the presence of an authorised witness, usually:

- ▶ a solicitor with a practising certificate
- ▶ a Commissioner for Oaths
- ▶ a Peace Commissioner, or
- ▶ a Notary Public

It is a legal document and must be completed correctly and in full in the presence of the certifier. Check the document carefully before leaving the certifier's office. It must be dated no older than six months prior to submission of the online application.

Notary Public

Notary Publics are public officers constituted by law, and they are generally solicitors. You can find them using their public register:

- ▶ <https://www.notarypublic.ie/>

Translations

Documents that are not in the English or Irish language must be translated by an official translator. Both the original document (as a certified copy) and the translation must be submitted.

Verification process

Once we receive an application, we check it to make sure it complies with our requirements.

Useful contacts

Citizens Information

Website:

▶ <https://www.citizensinformation.ie/>

Phone:

▶ 0761 07 4000

Health Service Executive (HSE)

Website:

▶ <https://www.hse.ie/>

Phone:

▶ 1800 700 700

or from outside Ireland

▶ 00 353 1 240 8787.

National Vetting Bureau

Website:

▶ <https://vetting.garda.ie/>

Peace Commissioner

Website:

▶ http://www.justice.ie/en/JELR/Pages/Peace_commissioners

Professional bodies

For list of professional bodies please visit the [HSE website](https://www.hse.ie/):

▶ <https://www.hse.ie/>

Please contact us if you have any questions

We hope these guidance notes have been helpful. If you have a question or a technical difficulty, please contact us, by email:

▶ registration@coru.ie

Phone:

▶ 01 293 3160.



Ag Rialáil Gairmithe Sláinte
agus Cúraim Shóisialaigh

Regulating Health +
Social Care Professionals

CORU, Infinity Building, George's Court, George's Lane, Smithfield, Dublin 7, D07 E98Y.

T: 01 293 3160 E: registration@coru.ie

www.coru.ie